








ASPEN MOUNTAIN

**City of Aspen  
Residential Permit Parking  
and No Parking 3:00 - 7:00am  
Zones**  
<http://aspenpitkin.com/parking>

- Legend**
-  Residential Permit Zones A,B,C & D
  -  Commercial Core
  -  No Parking 3:00 - 7:00am
  -  State Highway 82
  -  Rio Grande Parking Plaza
  -  City Hall
  -  Wheeler Opera House & Visitors Center



This map/image is a graphical representation of the features depicted and is not a legal representation. The accuracy may change depending on the enlargement or reduction.

Copyright 2010 City of Aspen/Pitkin County

