

Castle Creek Bridge Downtown Business Community / Owners Survey

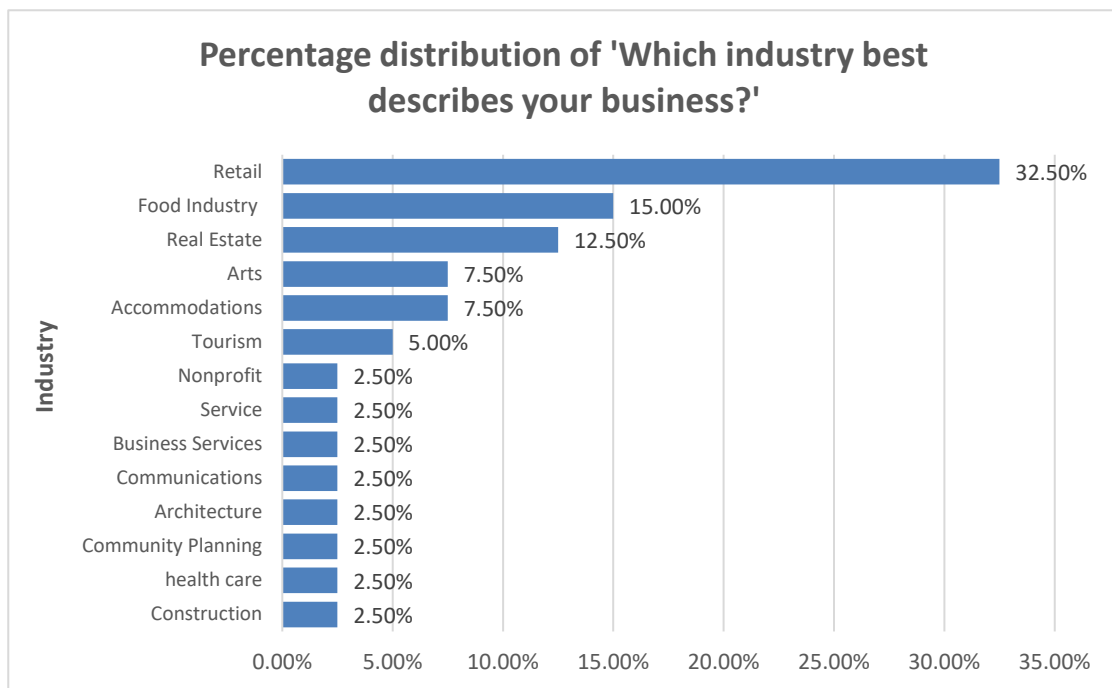
42 Responses

35:50 Average time to complete

Closed Status

1. Name – 42 responses
2. Email – 42 responses
3. Phone number – 41 responses.
4. Which industry best describes your business? (40 responses)

Retail was the primary industry represented in our survey of business owners, comprising 32.5% of respondents. The food industry followed at 15%, with real estate at 12.5%. Arts and accommodations tied for fourth at 7.5% each, while tourism made up 5% of participants. An additional 8 industries are represented at 2.5% each. See graph below.



5. How many full-time employees do you have? (42 responses)

Half of the surveyed business owners employ four or fewer full-time staff. No business reported having a workforce exceeding 100 employees.



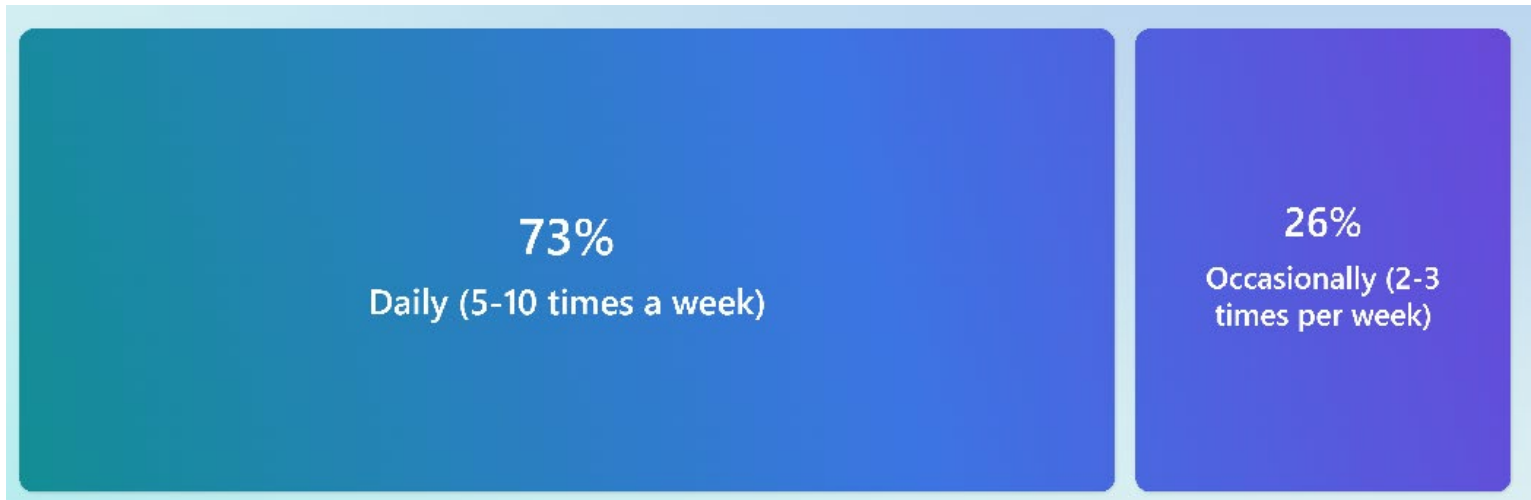
6. How many part-time employees do you have? (41 responses)

The majority of business owners (70%) reported employing zero to four part-time employees. Seventeen percent employ between 10 and 19 part-time staff. No business reported having more than 29 part-time employees.



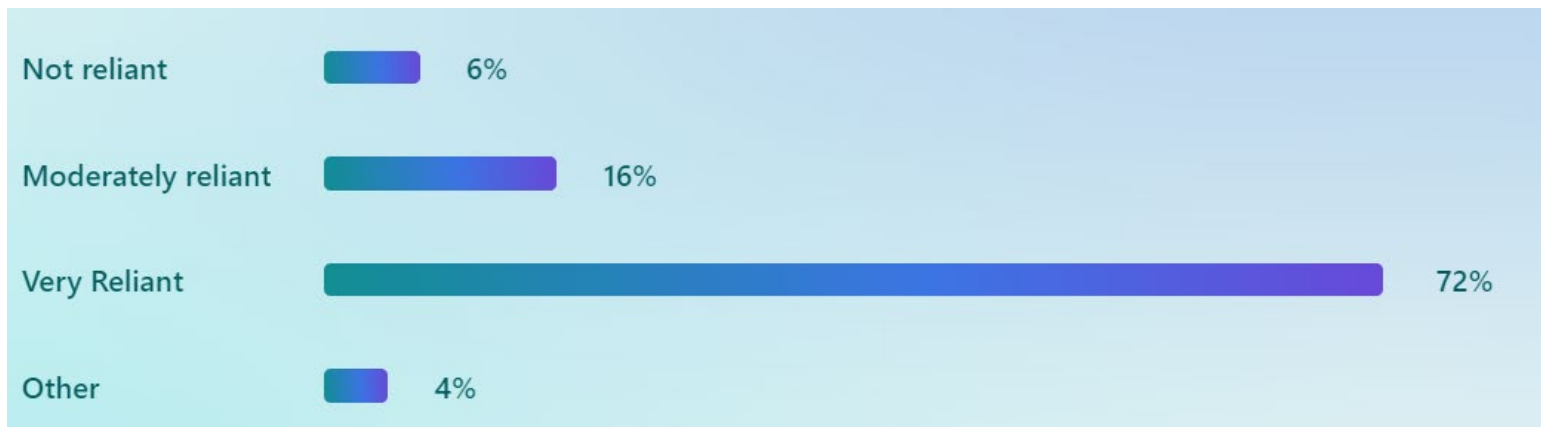
7. How often do you travel on the Castle Creek Bridge? (42 responses)

The Castle Creek Bridge is a daily route for most business owners surveyed, with 76% (31 of 41 respondents) using it regularly. Only 26% (11 of 42) reported occasional use of the bridge.



8. How reliant is your business on traffic flow over the bridge to provide access for your customers? Provide any comments in "Other". (42 responses)

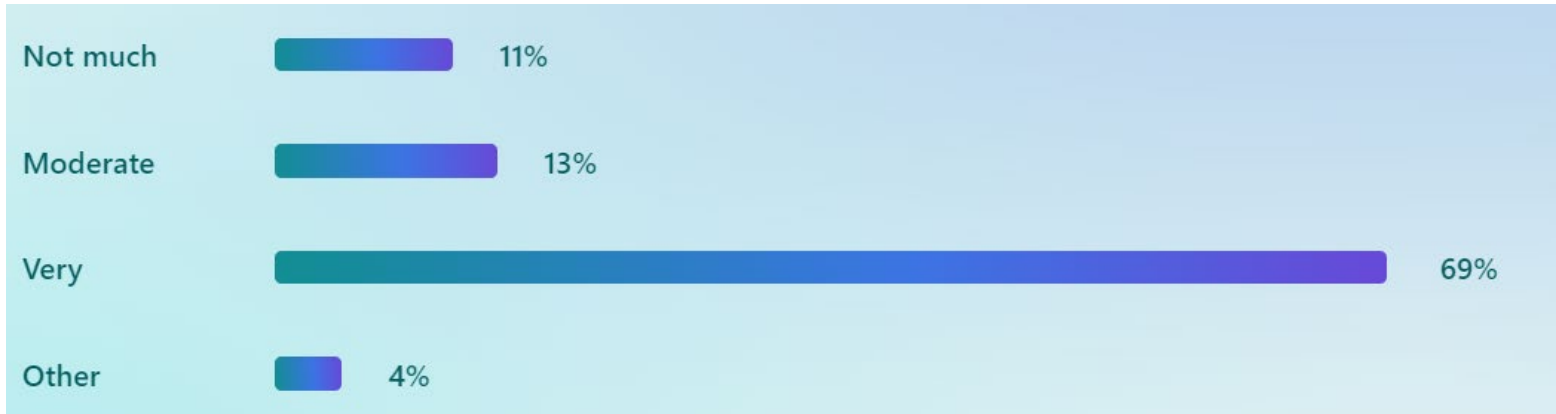
Traffic flow over the Castle Creek Bridge is critical for the majority of businesses surveyed, with 72% indicating high reliance on bridge access for customers. An additional 16% reported moderate reliance, while only 6% of respondents reported minimal reliance on bridge traffic.



One business owner reported that *"Sometimes traffic is an issue with timeliness but there is always access in/out of town."* Another said they are very reliant – *"We deliver pizza!"*

9. To what extent does your business rely on traffic crossing the bridge for delivery of services, products, and materials? Provide any comments in "Other". (42 responses)

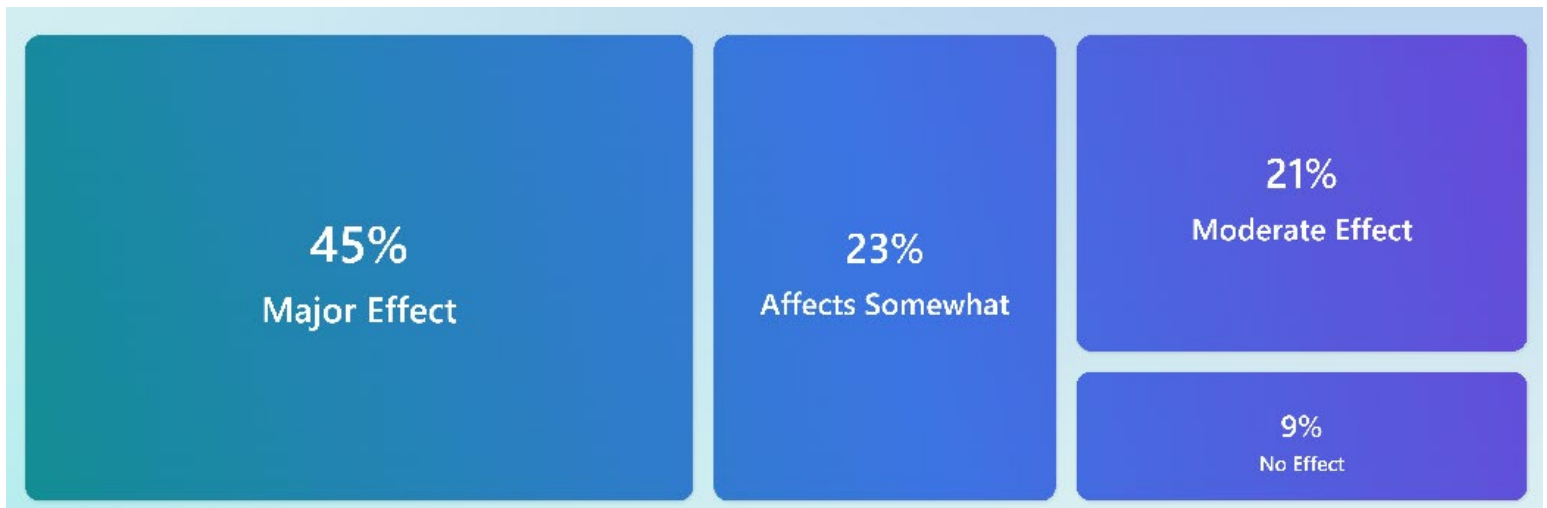
The majority of business owners (69%) heavily rely on bridge traffic for delivery services. Thirteen percent reported moderate reliance, while 11% indicated minimal reliance on bridge traffic for delivery purposes.



One business owner who responded that they are very reliant on traffic crossing the bridge for delivery of services, projects and materials said *"This all sounds like a disaster for Aspen businesses and tourism in general. I think local government has been ignoring a deliberate slowdown of business due to local and national and even global issues. There is an economic crisis brewing and maybe it hits Aspen last and leaves early but it's happening. Concerned that this project becomes the nail in the coffin. Also it doesn't sound like either proposal addresses the long term problem of the Entrance. So it's kicking the can down the road again and not coming up with a long term solution. I think they need to keep making the short term repairs to the bridge until a full, real solution to the Entrance issue is solved. Sounds like cross Marolt is inevitable. So is a bigger airport. More people more transportation needs in and out of Aspen and up and down valley. I think it's time that people face the reality that Aspen has irrevocably changed and it's not going backwards to what it was 30-50 years ago. Need to build long term infras."*

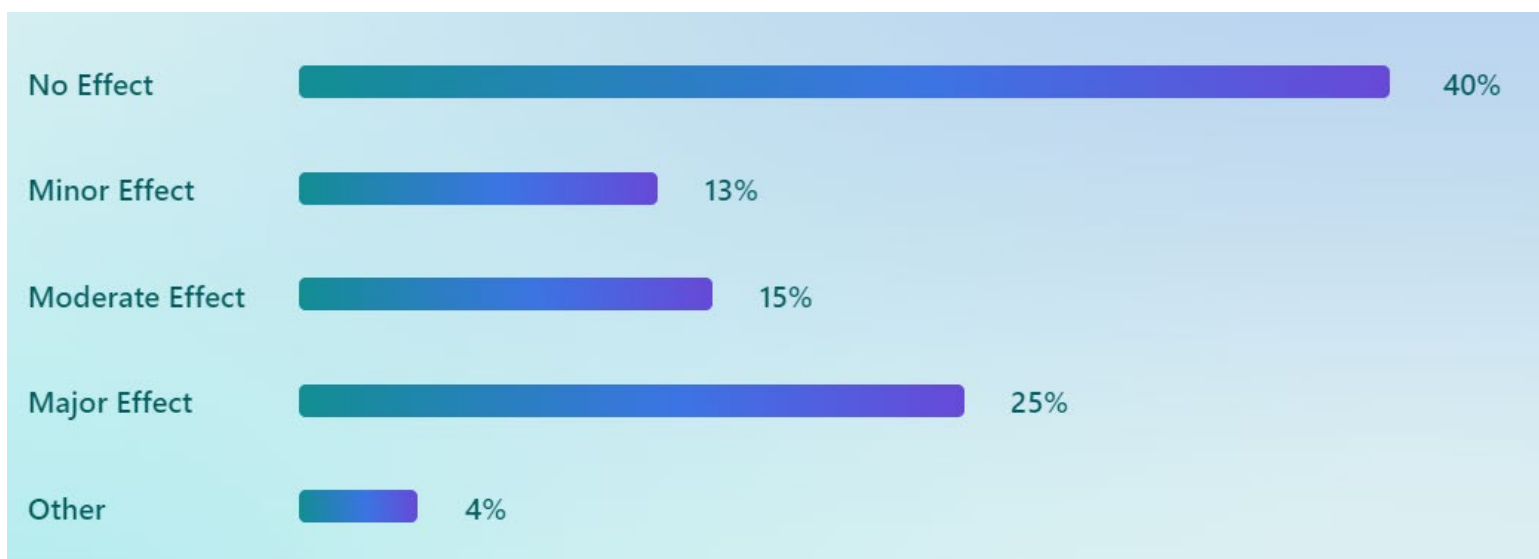
10. To what extent does existing congestion at the Castle Creek Bridge or Entrance to Aspen affect your business? (42 responses)

Existing congestion at the Castle Creek Bridge or Aspen entrance significantly impacts most businesses, with 45% reporting a major effect. An additional 44% indicated some level of negative impact (23% somewhat and 21% moderately). Only 9% reported no effect on their business.



11. As mentioned, the bridge sidewalk would be closed during all or parts of construction; pedestrians and cyclists would be routed under the bridge OR ON A SEPARATE DETOUR. To what extent would this affect your business? Please provide any comments in "Other". (42 responses)

The majority of respondents (40%) indicated that closing the bridge sidewalk would have no effect on their business. However, 25% reported a major impact, while 13% and 15% expressed minor and moderate effects, respectively.

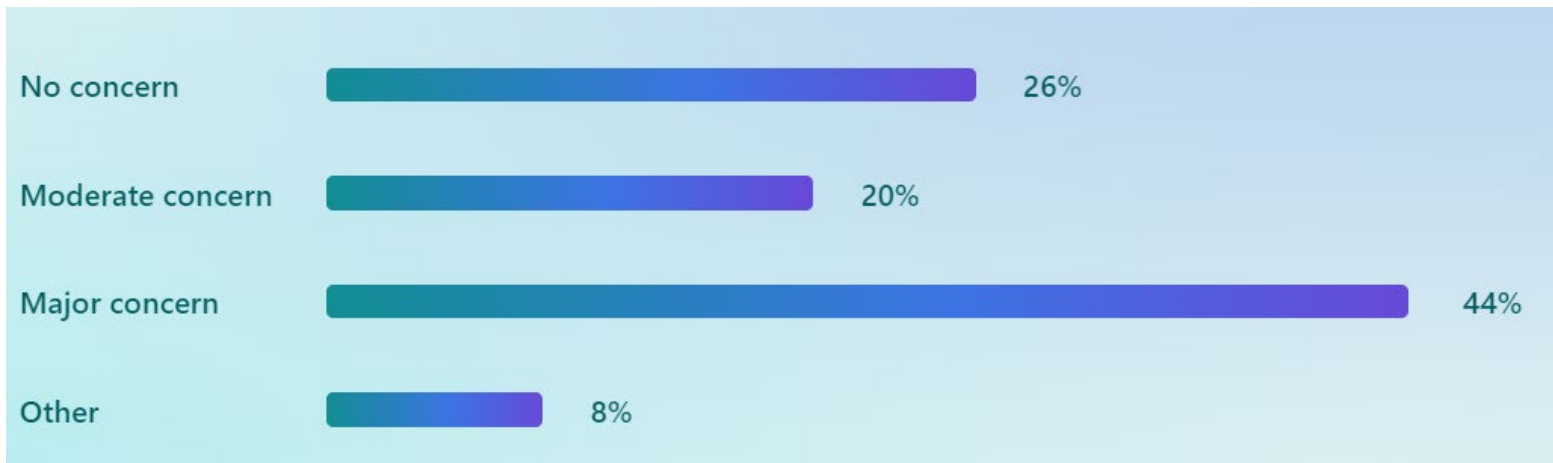


Business owners responding "other" included these comments regarding sidewalk closures:

- Moderate Effect – *"We have bikes in the summer so would effect."*
- No Effect – *"Infrastructure to handle a 21st century town. They did it with the hospital expansion and the city hall. It's time to solve this transportation problem once and for all!"*

12. Would it be concerning if transit lanes are not included in either of the options? Please provide any comments in "Other". (41 responses)

The inclusion of transit lanes in either bridge option is a major concern for 44% of business owners. An additional 20% expressed moderate concern, while 26% reported no concerns about transit.

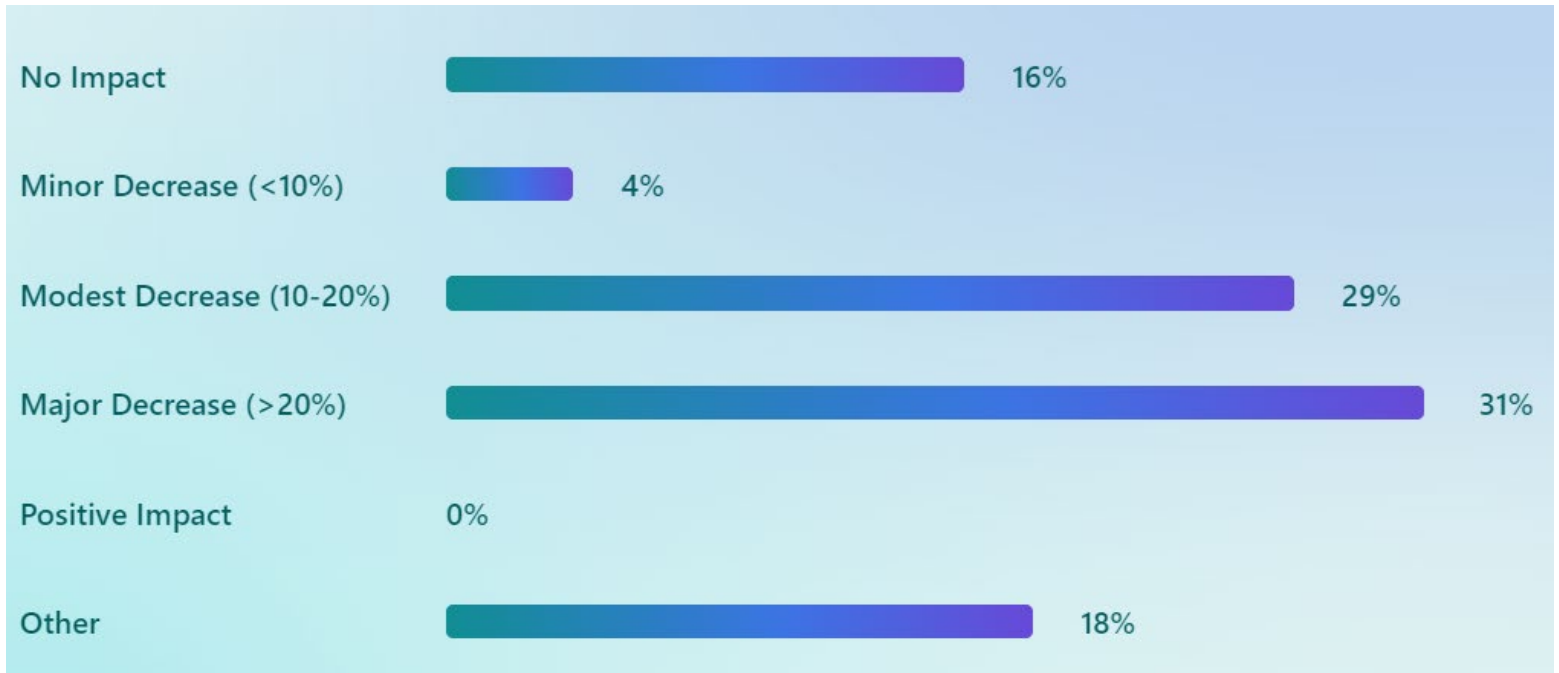


Business owners responding "other" included these comments regarding transit:

- Major concern – *"Build the ROAD first!"*
- Major concern – *"Need minimum 3 lanes in addition to transit lanes."*
- Moderate concern – *"Staff get here on buses."*
- No concern – *"3 lane shifted allows 2 lanes for traffic and 1 for transit, other side can have preferred merge for transit and be fine."*

13. Based on the background information above, please estimate how the bridge construction might affect your business revenues. Please provide any comments in "Other". (42 responses)

The majority of business owners anticipate a negative impact on revenue due to bridge construction. Thirty-one percent expect a major decrease, while 29% foresee a modest decline. Sixteen percent believe there will be no impact, and 4% predict a minor decrease. No respondents anticipated a positive impact on revenue.



Business owners responding "other" included these comments regarding their revenues:

- "3 lane shifted allows 2 lanes for traffic always and 1 lane for transit, other side can have preferred merge and lose little time."
- Major Decrease (>20%) – "A bridge closure//rebuild will certainly affect my revenues negatively, but I also understand this needs to be done. The 33rs transit lane is important!"
- Major Decrease (>20%) – "Major for sure may need to close."
- Major Decrease (>20%) – "Major decrease in any delivery going over the bridge."
- Minor Decrease (<10%) – "Not building 3 lanes plus transit lanes would have a much greater long-term detriment."
- No Impact – "No impact with Shifted, more with Faster."
- No Impact- "None with 3 lanes shifted."
- "TLS" - no impact.

14. Assuming a possible construction duration of 3-4 years (3 years for Faster and 4 years for Shifted options), how long do you anticipate your business being impacted by the project? (42 responses)

A three to four-year construction period would significantly impact the majority of businesses, with 76% of respondents anticipating negative effects throughout the entire project. The remaining 23% reported no expected business impact during construction.



Impact Category	Percentage
Entire construction duration	76%
No Impact	23%

76%

Entire construction duration

23%

No Impact